

Modular Cooking Range Line EVO900 Half Module Electric Hob Cooking Top

ITEM # _____

MODEL # _____

NAME # _____

SIS # _____

AIA # _____



Modular Cooking Range Line
EVO900 Half Module Electric Hob
Cooking Top

392046 (Z9HOED2000)

Electric hob with mild steel
cooking top, half module

Short Form Specification

Item No. _____

Large cooking surface with 2 independently controlled cooking zones. Large flat cooking surface made of mild steel, permits the use of a number of various sized pots and pans, all easily moved across the surface without lifting. Exterior panels in stainless steel. Worktop in 20/10, stainless steel. Right angled side edges eliminate gaps and possible dirt traps between units.

Main Features

- Hob top made of mild steel, smooth and easy to clean.
- 2 cooking zones independently controlled.
- Heating via armoured elements.
- Setting different temperature zones provides a temperature gradient over the plate for different cooking needs.
- Various sizes of pans can be used at the same time due to large surface area with no intermediate sectors.
- Pans can easily be moved from one area to another without lifting.
- All major compartments located in front of unit for ease of maintenance.
- IPX5 water resistance certification.
- The special design of the control knob system guarantees against water infiltration.

Construction

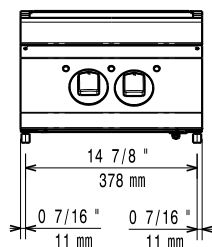
- Unit is 930 mm deep to give a larger working surface area.
- All exterior panels in Stainless Steel with Scotch Brite finishing.
- Model has right-angled side edges to allow flush fitting joints between units, eliminating gaps and possible dirt traps.

APPROVAL: _____

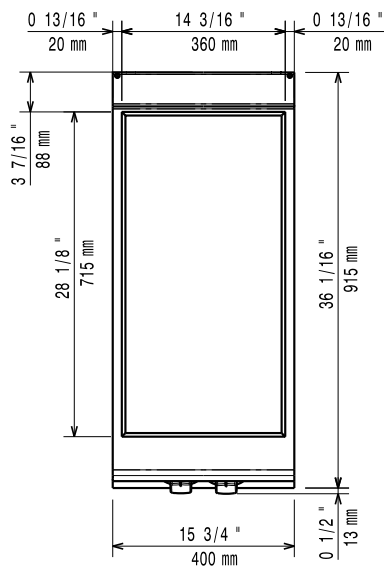
Optional Accessories

- Junction sealing kit PNC 206086 ☐
- Support for bridge type installation, 800 mm PNC 206137 ☐
- Support for bridge type installation, 1000 mm PNC 206138 ☐
- Support for bridge type installation, 1200 mm PNC 206139 ☐
- Support for bridge type installation, 1400 mm PNC 206140 ☐
- Support for bridge type installation, 1600 mm PNC 206141 ☐
- Support for bridge type installation, 400 mm PNC 206154 ☐
- Side handrail for right/left hand PNC 206165 ☐
- Frontal handrail 400 mm PNC 206166 ☐
- Frontal handrail 800 mm PNC 206167 ☐
- Large handrail (portioning shelf) 400 mm PNC 206185 ☐
- Large handrail (portioning shelf) 800 mm PNC 206186 ☐
- Frontal handrail 1200 mm PNC 206191 ☐
- Frontal handrail 1600 mm PNC 206192 ☐
- Water column with swivel arm (water column extension not included) PNC 206289 ☐
- Water column extension PNC 206290 ☐
- Chimney upstand, 400 mm PNC 206303 ☐
- 2 side covering panels, height 250 mm, depth 900 mm PNC 206321 ☐

Front

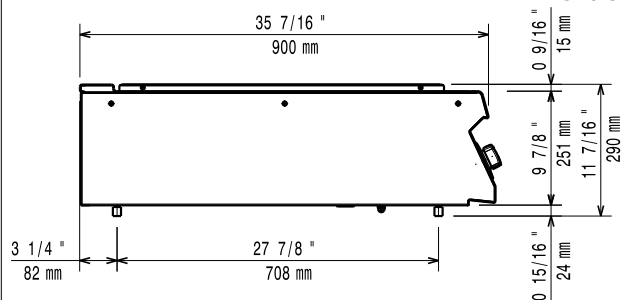


Top



EI = Electrical connection

Side



Electric

Supply voltage:

392046 (Z9HOED2000)

400 V/3N ph/50/60 Hz

Total Watts:

7 kW

Key Information:

Cooking Surface Depth: 715 mm

Cooking Surface Width: 360 mm

Working Temperature MIN: 80 °C

Working Temperature MAX: 450 °C

Net weight: 60 kg

Shipping weight: 78 kg

Shipping height: 540 mm

Shipping width: 460 mm

Shipping depth: 1020 mm

Shipping volume: 0.28 m³

If appliance is set up or next to or against temperature sensitive furniture or similar, a safety gap of approximately 150 mm should be maintained or some form of heat insulation fitted.